

# Sensor Product Selection

<https://www.burkert-usa.com/en/>

The screenshot shows the Burkert website homepage. At the top left is the Burkert logo with the tagline 'FLUID CONTROL SYSTEMS'. To the right is the slogan 'We make ideas flow.' Below this are navigation elements: a 'US' button, a globe icon, a search bar with a magnifying glass icon, a 'Login / Register' button with a user icon, and a shopping cart icon showing '0' items. A main navigation bar contains four items: 'Products & Applications' (highlighted in green), 'Service & Support' (with a gear icon), 'Company & Career' (with a building icon), and 'Contact' (with a speech bubble icon). Below this is a grid of product categories. The 'Products' column includes Solenoid Valves, Process and Control Valves, Electromotive Valves, Pneumatics and Process Interfaces, and a highlighted green box for 'Sensors, Transmitters and Controllers'. The 'Customised Solutions' column includes Microfluidic Valves and Pumps, Mass Flow Controllers, Solenoid Control Valves, and Additional Products. The 'Your Fluidic Challenge' column lists Flow, Level, Pressure, Dosing, Mixing, Temperature, Filtration, Analysis, and Process Automation.

Products	Customised Solutions	Your Fluidic Challenge
Solenoid Valves	Microfluidic Valves and Pumps	Flow
Process and Control Valves	Mass Flow Controllers	Level
Electromotive Valves	Solenoid Control Valves	Pressure
Pneumatics and Process Interfaces	Additional Products	Dosing
Sensors, Transmitters and Controllers		Mixing
		Temperature
		Filtration
		Analysis
		Process Automation

# Sensor Product Selection

<https://www.burkert-usa.com/en/products/sensors-transmitters-and-controllers?n=1>

The header banner features a blue water splash background. On the left is the **burkert** logo with 'FLUID CONTROL SYSTEMS' underneath. To the right of the logo is a navigation bar containing: 'US' with a globe icon, a search bar with a magnifying glass icon, 'Login / Register' with a user icon, and a shopping cart icon showing '0'. The slogan 'We make ideas flow.' is positioned in the top right corner. Below the banner is a horizontal menu with four items: 'Products & Applications' (with a cube icon), 'Service & Support' (with a gear icon), 'Company & Career' (with a building icon), and 'Contact' (with a speech bubble icon).

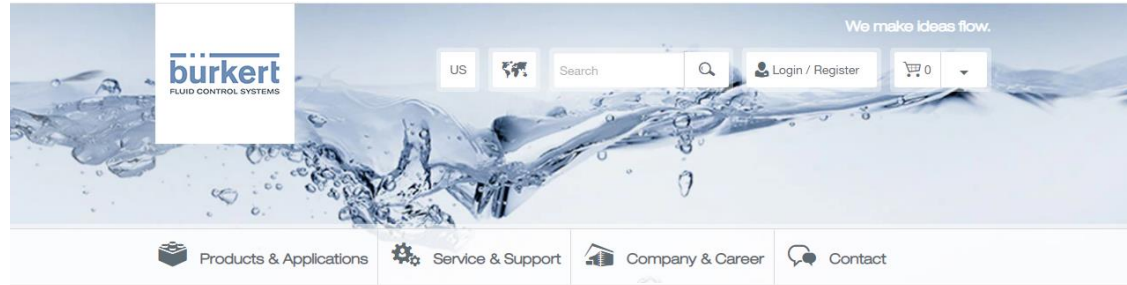
Home · Products & Applications · **Sensors, Transmitters and Controllers**

A vertical sidebar navigation menu with a white background and a grey header. The header contains the text 'Sensors, Transmitters and Controllers' and a hamburger menu icon. The main menu items are: 'Flow' (highlighted with a yellow background), 'Level', 'Liquid Analysis', 'Pressure', 'Temperature', 'Controllers / Transmitters', and 'Armatures for Analysis Sensors'.

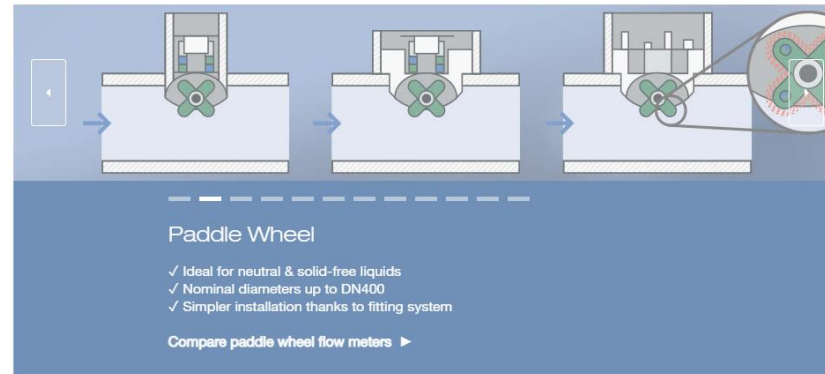
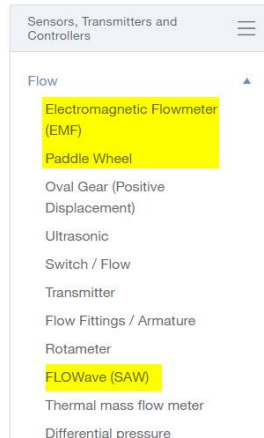
A product showcase for flowmeter technology. It features a row of various flowmeter models in different colors and sizes, including black, blue, and stainless steel. The products are set against a blue background with a white dashed line above them. Navigation arrows are visible on the left and right sides of the product row. Below the image, the text reads: 'Flowmeter technology', 'We offer a wide range of flowmeters, switches and armatures for liquids and gases. Due to the variety of physical measuring principles you will find the ideal solution also for your area of application.', and 'Select a suitable flowmeter now ►'.

# Sensor Product Selection

<https://www.burkert-usa.com/en/products/sensors-transmitters-and-controllers/flow>

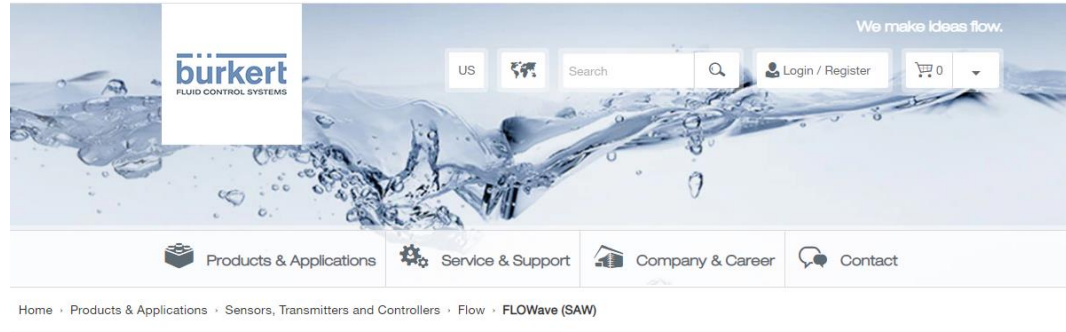


Home › Products & Applications › Sensors, Transmitters and Controllers › Flow



Flow

# Sensor Product Selection



Sensors, Transmitters and Controllers

Flow

- Electromagnetic Flowmeter (EMF)
- Paddle Wheel
- Oval Gear (Positive Displacement)
- Ultrasonic
- Switch / Flow
- Transmitter
- Flow Fittings / Armature
- Rotameter
- FLOWave (SAW)**
- Thermal mass flow meter

## FLOWave (SAW)

Add a filter?

Measurand

**Process Connection Type/Size**

Materials

Process Pressure / Temperature

Standards and Regulations

+ Add Filters

420 Article


Show article list

# Sensor Product Selection


Ready to find the right products even faster?

Adding some filters will often help in selecting the correct products for your application in even less time.


All filter groups Set Filters: 0/22




Measurand




Process Connection  
Type/Size




Materials




Process Pressure /  
Temperature



Standards and  
Regulations



Features



Advanced filters  Collapse all filters

**Port connection 1 DN** ▲

- 3/8" (19)
- 1/2" (15)
- 3/4" (32)
- 1" (42)
- 1 1/2" (39)

▼ Show more

**Port connection 1 type** ▲

- Clamp (296)
- aseptic collar clamp (57)
- aseptic collar flange (63)
- Threaded connection system (4)

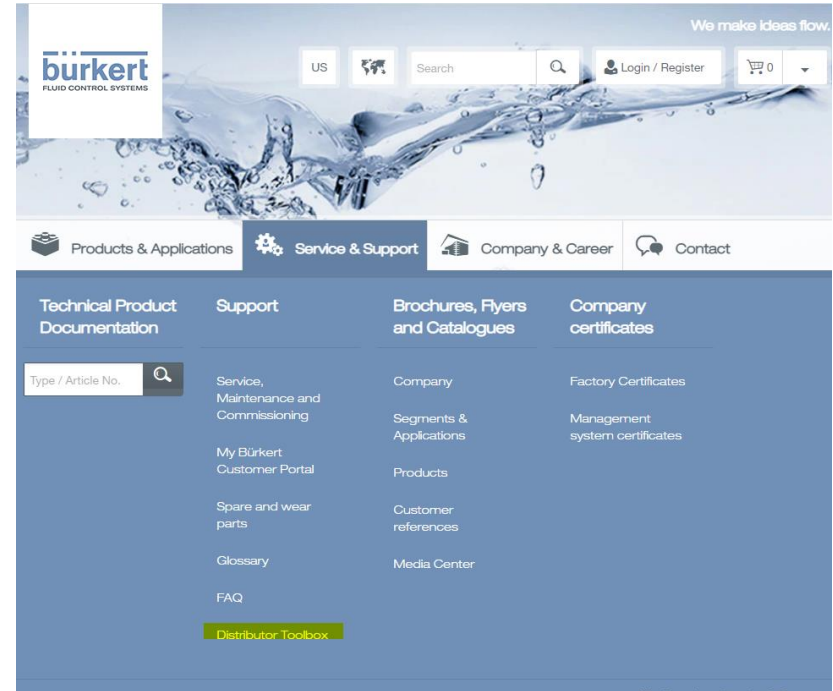
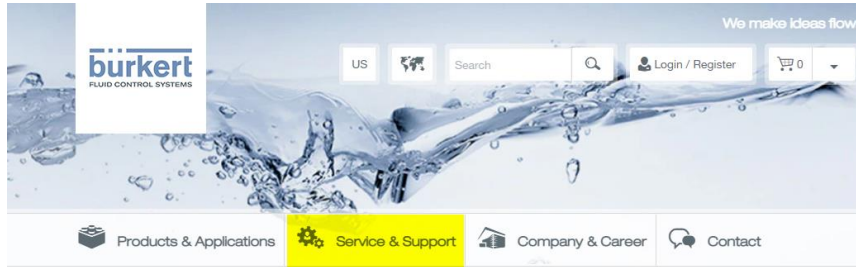
**Port connection 1 standard** ▲

- DIN 32676 Series A (DIN-Pipe DIN11850) (45)
- DIN 32676 Series B (ISO- pipe ISO4200) (79)
- ASME BPE (57)
- ASME BPE / BS4825-3 (pipe BS4825-1) (96)
- DIN 11864-3 Form A (ASME BPE-Pipe) (17)

Filters (0) Apply Filters (420 results)

# Sensor Videos

<https://www.burkert-usa.com/en/Landingpage/Technical-Support-Videos>



Welcome to the world of Bürkert Fluid Control Systems.

Bürkert is one of the world's leading manufacturers of measurement and control systems for liquids and gases.



# Sensor Videos

<https://www.burkert-usa.com/en/Landingpage/Technical-Support-Videos>



## Distributor TOOLBOX



As part of our ongoing commitment to making it easier to work with Burkert, we have assembled some of the most requested information and tools available for you in this toolbox.

### Quick Delivery Program

[The Quick Delivery Program Landing Page](#)

### Using the Burkert E-Shop/My Burkert (formerly E-Motion)

[Using the Burkert E-Shop/My Burkert \(landing page\)](#)

[My Burkert - Customer Portal: My Services \(video\)](#)

[My Burkert - Customer Portal: My Quotes \(video\)](#)

[My Burkert - Customer Portal: My Orders \(video\)](#)

[My Burkert - Customer Portal Overview \(video\)](#)

### Configurators and Product Selection Tools

[Ball Valve Configurator](#)

[Spare & Wear Parts Catalog](#)

[US Type 2000 Locally Assembled non-ATEX vs. Imported ATEX Crossover List](#)

### Literature & Templates

[Distributor Personalization Label Request](#)

[USA Short Form Catalog](#)

[USA Newspaper](#)

### Newsletters & Mailers

[US Distributor Newsletter - Q2 2022](#)

[US Distributor Newsletter - Q1 2022](#)

[US Distributor Newsletter - Q4 2021](#)

[US Distributor Newsletter - Q3 2021](#)

[US Distributor Newsletter - Q2 2021](#)

[US Distributor Newsletter - Q1 2021](#)

[US Distributor Newsletter - Q4 2020](#)

[US Distributor Newsletter - Q3 2020](#)

### Videos & Training

#### Technical Support Videos

[Distributor Training Session Sign-Up \(Interest list\)](#)

[Tips & Tricks to better use the Burkert E-Shop and MyBurkert Portal \(NEW\)](#)

[Distributor Toolbox Training \(on-demand\)](#)

## Technical Support Videos

### How do I?

These videos might be just what you're looking for as some of our most frequently asked technical support questions are answered in video form. Take a look!

print Share

## Type 8098 FLOWave



How do I switch the position of the display on a Type 8098 FLOWave?



How can I add different viewing parameters to the display screen on a Type 8098 FLOWave?